

H21 series

Outdoor Surveillance EXPoE Switches



H21 outdoor unmanaged EXPoE switch series, a IP67 / IK10 unit, operates in harsh environments between -40°C ~ 60°C for outdoor IP Surveillance application. Besides standard 802.3af/at PoE functions, the **EX**tensive mode delivers extreme distances of camera image & power maximum up to 250m via specific **EXPoE** ports for long reach PoE IP cameras. Meanwhile, the H21 series also features extra 20% range of input voltage tolerance, lightning surge protection on AC power & PoE surge protection to prevent the damage caused by outside unstable AC power, lightning surge and power spike.

The H21 series has two sub models consisting of 5-port H21-041-30-075 and 10-port H21-082-30-150 with a range of power budgets from 75W to 150W for outdoor IP surveillance.

Features

- All-in-One easy outdoor installation
- 15.4W / 802.3af & 30W / 802.3at compliant
- 12KV PoE surge protection each port
- 10KV/40KV AC surge protection
- Extra 20% range of input voltage tolerance
- Circuit protection prevents power interference between ports
- Detects PoE PD (power device) automatically
- EX mode OFF reaches PoE camera up to 100m@100Mbps via any PoE port
- EX mode ON reaches 802.3af camera up to 250m@10Mbps via EXPoE ports
- EX mode ON reaches 802.3at camera up to 200m@10Mbps via EXPoE ports

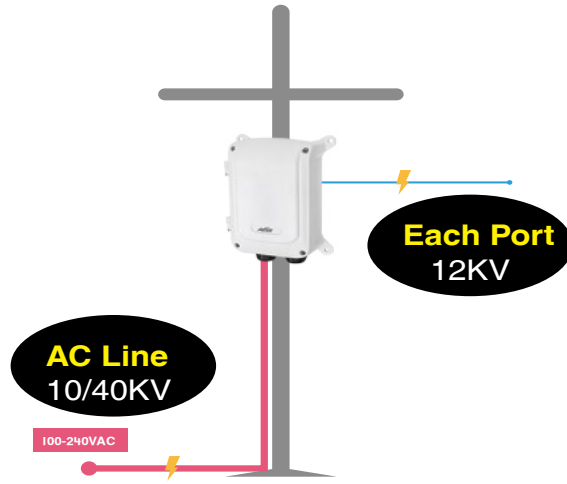
Traditional Outdoor PoE Switch



All-in-One AETEK Outdoor EXPoE Switch



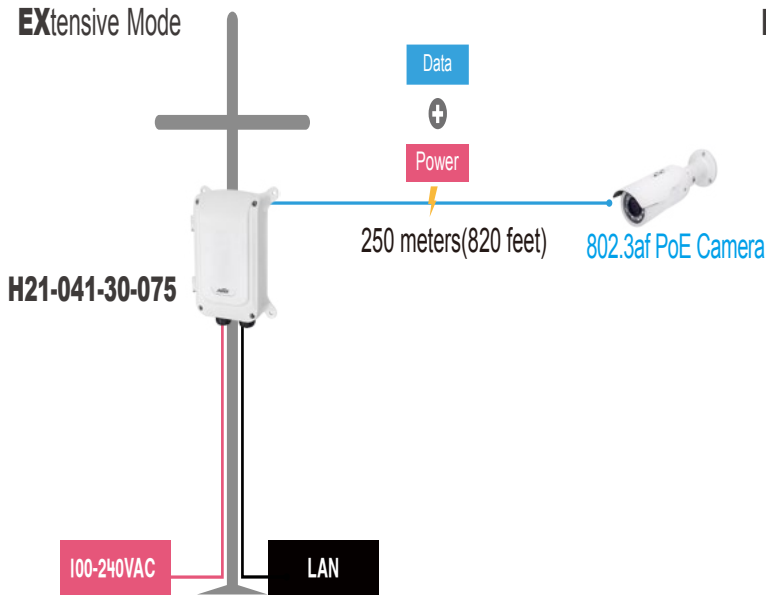
Lightning Surge Protection



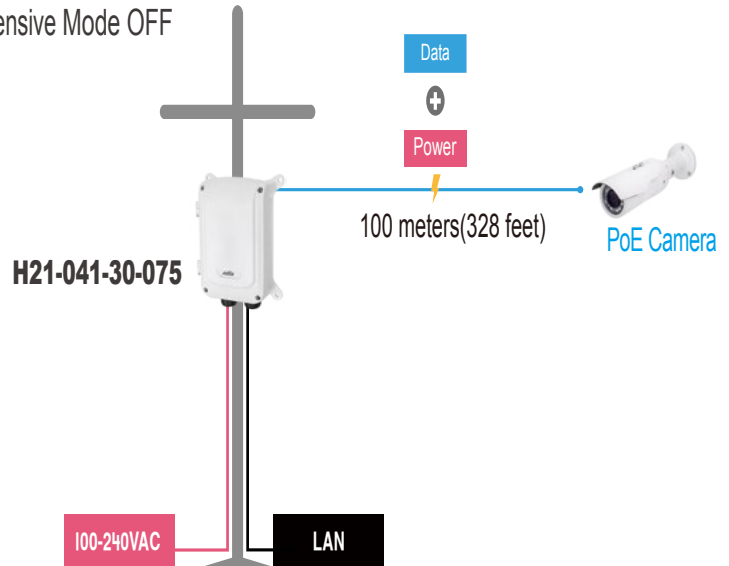
Range Guide		
	EX Port@ EX Mode ON	Any Port@ EX Mode OFF
802.3af PoE IP Camera	250m@10Mbps	100m@100Mbps
802.3at PoE IP Camera	200m@10Mbps	100m@100Mbps

Applications

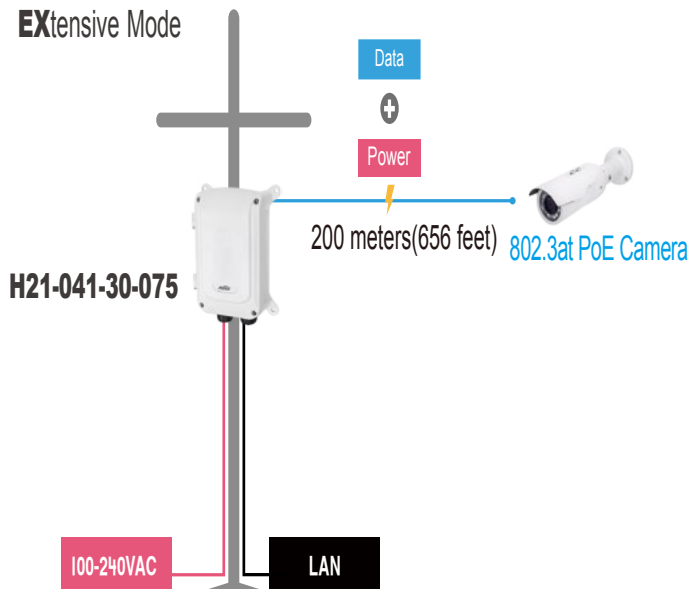
EXTensive Mode



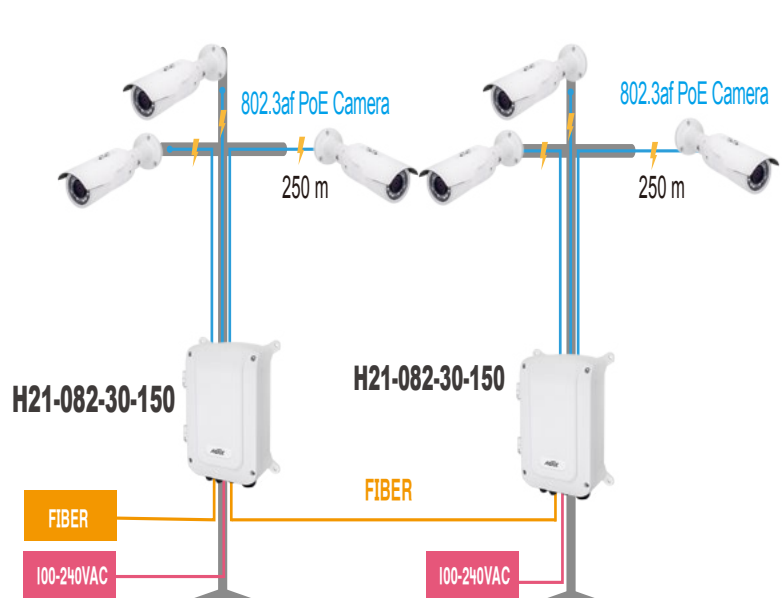
EXTensive Mode OFF



EXTensive Mode



EXTensive Mode




Specifications



	H21-041-30-075	H21-082-30-150
Networking Specifications		
Total Fast Ethernet Ports	5	8
Total Gigabit Ports	-	2
PoE Port@EX Mode OFF	4x30W PoE ports	8x30W PoE ports
PoE Port@EX Mode ON	2x30W EXPoE + 2x30W PoE ports	2x30W EXPoE + 6x30W PoE ports
Fast Ethernet Ports (RJ45)	1	-
Gigabit RJ45/SFP Combo Ports	-	2
Mac Table	2K	4K
Jumbo Frames	1,536 Bytes	1,536 Bytes
Switching Capacity	1 Gbps	5.6 Gbps
Power Specifications		
Input Voltage	100VAC ~ 240VAC 280VAC 4Hr 300VAC 1min.	100VAC ~ 240VAC 280VAC 4Hr 300VAC 1min.
Backup Power Input Voltage	48VDC ~ 56VDC	48VDC ~ 56VDC
Output Voltage Range /per PoE Port	54VDC PoE IEEE 802.3af (Max. 15.4W) output PoE+ IEEE802.3at (Max. 30W) output	54VDC PoE IEEE 802.3af (Max. 15.4W) output PoE+ IEEE802.3at (Max. 30W) output
PoE Surge Protection	12KV	12KV
AC Power Surge Protection	10KV	40KV
Power Budget	75W	150W
Mechanical Specifications		
Dimensions (WxHxD)	255.2 x 199.9 x 130 mm	315.4 x 245.8 x 118mm
Weight	3.2 kg (7.05 lb)	4.3 kg (9.48 lb)
Connectors	M25 x 2	M16 x 4, M25 x 2
Environmental Specifications		
Weather Rating	IP67	IP67
Vandal Proof	IK10	IK10
Operating Temperature	-40°C ~ 60°C (-40°F ~ 140°F)	-40°C ~ 60°C (-40°F ~ 140°F)
Storage Temperature	-40°C ~ 85°C (-40°F ~ 185°F)	-40°C ~ 85°C (-40°F ~ 185°F)
Operating Humidity	5% ~ 95% non-condensing	5% ~ 95% non-condensing
Certifications		
EMC	CE, FCC, VCCI, C-Tick Class A	CE, FCC, VCCI, C-Tick Class A
Safety	EN60950-1, IEC60950-1	EN60950-1, IEC60950-1
Surge	EN61000-4-5	EN61000-4-5

Note : Cat.6 or better cable is high recommend for EX mode

Ordering Information

PoE Switches			
	<p>H21-041-30-075</p> <ul style="list-style-type: none"> • 4xFE PoE (30W) + 1xFE RJ45 • 100~240VAC, 75W power budget 		<p>H21-082-30-150</p> <ul style="list-style-type: none"> • 8xFE PoE (30W) + 2xCombo GbE • 100~240VAC, 150W power budget

Optional Accessories

Pole Mount Brackets	Corner Mount Bracket
	
<p>AT-100 Pole Mount Adapter</p>	<p>AT-200 Corner Mount Adapter</p>