

# C11 series

## Surveillance EXPoE Switches



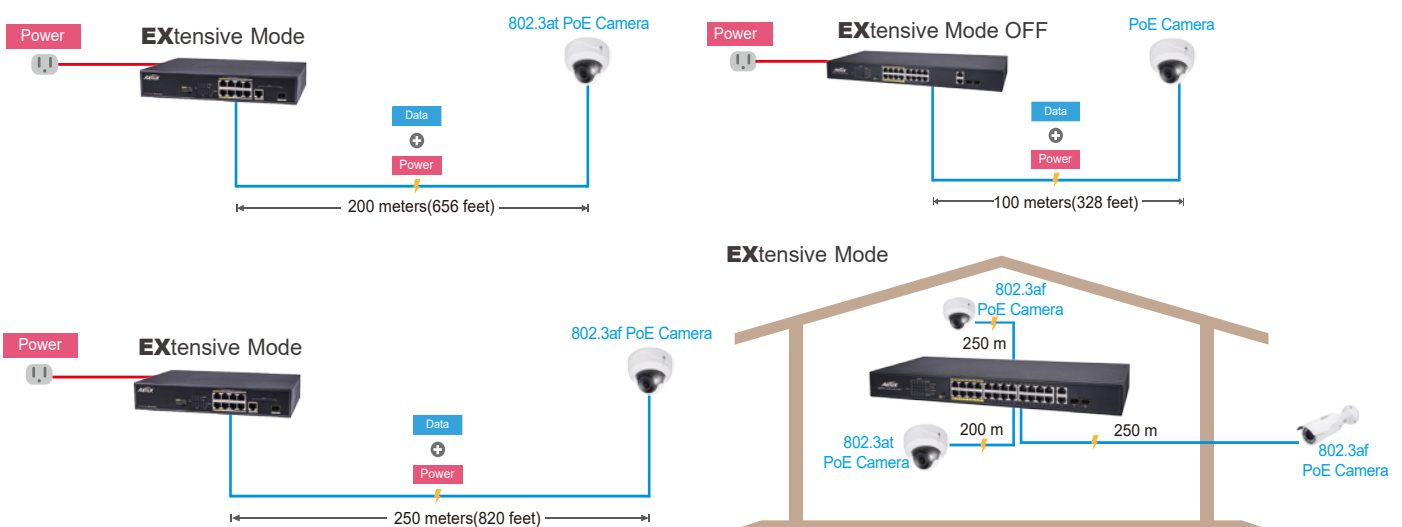
AETEK's C11 indoor unmanaged EXPoE switch series equipped with DIP switch provides EX "EXtensive" operation mode. C11 series is specially designed for IP Surveillance application, besides standard 802.3af/at PoE functions, the EX mode delivers extreme distances of camera image & power maximum up to 250m via specific EX ports for long reach PoE IP cameras. Meanwhile, the C11 series also features extra 20% range of input voltage tolerance, lightning surge protection of AC power & PoE surge protection to prevent the damage caused by outside unstable AC power, lightning surge and power spike. These unique features reduce the costs to replace damaged fault unit.

The C11 series has five sub models consisting of 6, 10, 18, and 26 ports with a range of power budgets from 65W to 380W for IP surveillance.

### Features

- 15.4W / 802.3af & 30W / 802.3at compliant
- 4KV/6KV PoE surge protection each port
- 4KV AC surge protection
- Extra 20% range of input voltage tolerance
- Circuit protection prevents power interference between ports
- Detects PoE PD (power device) automatically
- EX mode OFF reaches PoE camera up to 100m@100Mbps via any PoE port
- EX mode ON reaches 802.3af camera up to 250m@10Mbps via EXPoE ports
- EX mode ON reaches 802.3at camera up to 200m@10Mbps via EXPoE ports

### Applications



### Range Guide

	EX Port@ EX Mode ON	Any Port@ EX Mode OFF
802.3af PoE IP Camera	250m@10Mbps	100m@100Mbps
802.3at PoE IP Camera	200m@10Mbps	100m@100Mbps

# Technical Specifications-Hardware

	C11-042-30-065	C11-082-31-120
<b>Network Specifications</b>		
Total Fast Ethernet Ports	6	8
Total Gigabit Ports	-	2
PoE Port@EX Mode OFF	4x30W PoE ports	8x30W PoE ports
PoE Port@EX Mode ON	2x30W EXPoE + 2x30W PoE ports	2x30W EXPoE + 6x30W PoE ports
Gigabit RJ45/SFP Combo ports	-	-
Gigabit RJ45 ports	-	1
Gigabit SFP ports	-	1
Mac Table	2K	4K
Jumbo Frames	1,536 Bytes	1,536 Bytes
Switching Capacity	1.2 Gbps	5.6 Gbps
<b>Power Specifications</b>		
Input Voltage	100VAC ~ 240VAC 280VAC 4Hr 300VAC 1min.	100VAC ~ 240VAC 280VAC 4Hr 300VAC 1min.
Output Voltage Range /per PoE Port	54 VDC PoE IEEE 802.3af (Max. 15.4W) output PoE+ IEEE802.3at (Max. 30W) output	54 VDC PoE IEEE 802.3af (Max. 15.4W) output PoE+ IEEE802.3at (Max. 30W) output
PoE Surge Protection	4KV	4KV
AC Power Surge Protection	4KV	4KV
Power Budget	65W	120W
<b>Mechanical Specifications</b>		
Dimensions (WxHxD)	169 x 94.1 x 32 mm	280 x 180 x 44 mm
Weight	0.5 kg (1.102 lb)	1.54 kg (3.95 lb)
<b>Environmental Specifications</b>		
Operating Temperature	0°C ~ 50°C (32°F ~ 122°F)	0°C ~ 50°C (32°F ~ 122°F)
Storage Temperature	-20°C ~ 70°C (-4°F ~ 158°F)	-20°C ~ 70°C (-4°F ~ 158°F)
Operating Humidity	10% to 90% non-condensing	10% to 90% non-condensing
<b>Certifications</b>		
EMC	CE, FCC, VCCI, C-Tick	CE, FCC, VCCI, C-Tick Class A
Safety	EN60950-1, IEC60950-1	EN60950-1, IEC60950-1
	C11-162-31-250	C11-242-31-380
<b>Network Specifications</b>		
Total Fast Ethernet Ports	16	24
Total Gigabit Ports	2	2
PoE Port@EX Mode OFF	16x30W PoE ports	24x30W PoE ports
PoE Port@EX Mode ON	8x30W EXPoE + 8x30W PoE ports	8x30W EXPoE + 16x30W PoE ports
Gigabit RJ45/SFP Combo ports	2	2
Gigabit RJ45 ports	-	-
Gigabit SFP ports	-	-
Mac Table	16K	16K
Jumbo Frames	1,536 Bytes	1,536 Bytes
Switching Capacity	7.2 Gbps	8.8 Gbps
<b>Power Specifications</b>		
Input Voltage	100VAC ~ 240VAC 280VAC 4Hr 300VAC 1min.	100VAC ~ 240VAC 280VAC 4Hr 300VAC 1min.
Output Voltage Range /per PoE Port	54 VDC PoE IEEE 802.3af (Max. 15.4W) output PoE+ IEEE802.3at (Max. 30W) output	54 VDC PoE IEEE 802.3af (Max. 15.4W) output PoE+ IEEE802.3at (Max. 30W) output
PoE Surge Protection	6KV	6KV
AC Power Surge Protection	4KV	4KV
Power Budget	250W	380W
<b>Mechanical Specifications</b>		
Dimensions (WxHxD)	440 x 207 x 44 mm	440 x 207 x 44 mm
Weight	3.6 kg (7.93 lb)	3.8 kg (8.37 lb)
<b>Environmental Specifications</b>		
Operating Temperature	0°C ~ 50°C (32°F ~ 122°F)	0°C ~ 50°C (32°F ~ 122°F)
Storage Temperature	-20°C ~ 70°C (-4°F ~ 158°F)	-20°C ~ 70°C (-4°F ~ 158°F)
Operating Humidity	10% to 90% non-condensing	10% to 90% non-condensing
<b>Certifications</b>		
EMC	CE, FCC, VCCI, C-Tick Class A	CE, FCC, VCCI, C-Tick Class A
Safety	EN60950-1, IEC60950-1	EN60950-1, IEC60950-1



## Ordering Information

### PoE Switches

	<p><b>C11-042-30-065</b></p> <ul style="list-style-type: none"> <li>• 4xFE PoE + 2xFE</li> <li>• 100~240VAC, 65W power budget</li> </ul>		<p><b>C11-082-31-120</b></p> <ul style="list-style-type: none"> <li>• 8xFE PoE + 1xGbE RJ45 + 1xGbE SFP</li> <li>• 100~240VAC, 120W power budget</li> </ul>
	<p><b>C11-162-31-250</b></p> <ul style="list-style-type: none"> <li>• 16xFE PoE + 2xCombo SFP GbE</li> <li>• 100~240VAC, 250W power budget</li> </ul>		<p><b>C11-242-31-380</b></p> <ul style="list-style-type: none"> <li>• 24xFE PoE + 2xCombo SFP GbE</li> <li>• 100~240VAC, 380W power budget</li> </ul>

## Optional Accessories

### SFP Modules

 <p><b>SFP-SX-X5</b> Gigabit SFP Transceiver</p> <ul style="list-style-type: none"> <li>• MMF</li> <li>• 0.5 km</li> <li>• 0°C ~70°C</li> </ul>	 <p><b>SFP-SX-02</b> Gigabit SFP Transceiver</p> <ul style="list-style-type: none"> <li>• MMF</li> <li>• 2 km</li> <li>• 0°C ~70°C</li> </ul>	 <p><b>SFP-LX-10</b> Gigabit SFP Transceiver</p> <ul style="list-style-type: none"> <li>• SMF</li> <li>• 10 km</li> <li>• 0°C ~70°C</li> </ul>	 <p><b>SFP-LX-40</b> Gigabit SFP Transceiver</p> <ul style="list-style-type: none"> <li>• SMF</li> <li>• 40 km</li> <li>• 0°C ~70°C</li> </ul>
--	--	--	---

#### \*Effect factors

1. Must connect af PoE PD
2. Poor cabling quality with insufficient copper
3. IP camera's networking design could not support 10Mbps@250m transmission

#### \*\*Suggestion

Checking the interoperability reaching 10Mbps @ 250m before physical deployment  
Adjust to "EX Mode OFF" reaching 10/100M bps @ 100m if "EX Mode ON" is fail.